

APPENDIX C TRAFFIC DATA

**WASA CLEAN RIVERS PROJECT
BLOOMINGDALE AREA DATA COLLECTION**

Location : Michigan Ave @ Franklyn St NE
Date Surveyed: 1/30/2013
Intersection No.: 2

City/Area: Wahsington D.C.
Weather: 60/Cloudy/PM Rain
Technicians: JMT

Total Traffic Volumes

End Time	Street, NW					Franklyn Street, NE					Michigan Ave, NE					Michigan Ave, NE					Int. Total
	From North					From South					From East					From West					
	Left	Thru	Right	U-Turn	Total	Left	Thru	Right	U-Turn	Total	Left	Thru	Right	U-Turn	Total	Left	Thru	Right	U-Turn	Total	
6:15	0	0	0	0	0	71	0	3	0	74	0	73	0	0	73	0	31	28	0	59	206
6:30	0	0	0	0	0	94	0	2	0	96	2	100	0	0	102	0	36	36	0	72	270
6:45	0	0	0	0	0	126	0	5	0	131	1	99	0	0	100	0	38	29	0	67	298
7:00	0	0	0	0	0	179	0	4	0	183	2	122	0	0	124	0	54	50	1	105	412
7:15	0	0	0	0	0	109	0	2	0	111	2	124	0	0	126	0	64	57	0	121	358
7:30	0	0	0	0	0	153	0	3	0	156	9	125	0	0	134	0	52	63	0	115	405
7:45	0	0	0	0	0	158	0	6	0	164	5	123	0	0	128	0	67	124	0	191	483
8:00	0	0	0	0	0	194	0	7	0	201	3	142	0	0	145	0	66	94	0	160	506
8:15	0	0	0	0	0	194	0	2	0	196	8	151	0	0	159	0	65	100	0	165	520
8:30	0	0	0	0	0	180	0	7	0	187	2	147	0	0	149	0	66	96	0	162	498
8:45	0	0	0	0	0	181	0	15	0	196	4	196	0	0	200	0	91	101	0	192	588
9:00	0	0	0	0	0	165	0	10	0	175	7	176	0	0	183	0	91	89	0	180	538
9:15	0	0	0	0	0	165	0	11	0	176	9	135	0	0	144	0	52	79	0	131	451
9:30	0	0	0	0	0	150	0	4	0	154	6	132	0	0	138	0	66	73	0	139	431
9:45	0	0	0	0	0	152	0	10	0	162	5	98	0	0	103	0	63	86	0	149	414
10:00	0	0	0	0	0	119	0	4	0	123	6	86	0	0	92	0	86	65	0	151	366
10:15	0	0	0	0	0	119	0	9	0	128	3	107	0	0	110	0	77	75	0	152	390
10:30	0	0	0	0	0	117	0	17	0	134	4	75	0	0	79	0	98	75	0	173	386
10:45	0	0	0	0	0	109	0	6	0	115	1	85	0	0	86	0	93	103	0	196	397
11:00	0	0	0	0	0	97	0	2	0	99	7	85	0	0	92	0	88	78	0	166	357
11:15	0	0	0	0	0	96	0	4	0	100	4	89	0	0	93	0	55	75	0	130	323
11:30	0	0	0	0	0	80	0	2	0	82	10	58	0	0	68	0	85	77	0	162	312
11:45	0	0	0	0	0	77	0	12	0	89	2	83	0	0	85	0	73	76	0	149	323
12:00	0	0	0	0	0	90	0	14	0	104	3	87	0	0	90	0	98	90	0	188	382
Total AM	0	0	0	0	0	3175	0	161	0	3336	105	2698	0	0	2803	0	1655	1819	1	3475	9614
AM Peak Hour	0	0	0	0	0	720	0	34	0	754	21	670	0	0	691	0	313	386	0	699	2144
12:15	0	0	0	0	0	82	0	7	0	89	14	86	0	0	100	0	82	93	0	175	364
12:30	0	0	0	0	0	83	0	4	0	87	4	70	0	0	74	0	75	91	0	166	327
12:45	0	0	0	0	0	92	0	6	0	98	10	53	0	0	63	0	64	87	0	151	312
13:00	0	0	0	0	0	88	0	5	0	93	12	77	0	0	89	0	69	87	0	156	338
13:15	0	0	0	0	0	96	0	9	0	105	5	70	0	0	75	0	76	111	0	187	367
13:30	0	0	0	0	0	98	0	12	0	110	7	125	0	0	132	0	67	89	0	156	398
13:45	0	0	0	0	0	91	0	11	0	102	7	59	0	0	66	0	65	95	0	160	328
14:00	0	0	0	0	0	80	0	6	0	86	10	74	0	0	84	0	69	98	0	167	337
14:15	0	0	0	0	0	109	0	21	0	130	5	117	0	0	122	0	77	113	0	190	442
14:30	0	0	0	0	0	104	0	19	0	123	6	101	0	0	107	0	79	101	0	180	410
14:45	0	0	0	0	0	95	0	11	0	106	10	77	0	0	87	0	76	106	0	182	375
15:00	0	0	0	0	0	142	0	8	0	150	24	127	0	0	151	0	57	115	0	172	473
15:15	0	0	0	0	0	110	0	8	0	118	17	144	0	0	161	0	93	118	0	211	490
15:30	0	0	0	0	0	108	0	9	0	117	11	107	0	0	118	0	97	125	0	222	457
15:45	0	0	0	0	0	87	0	15	0	102	11	133	0	0	144	0	111	151	0	262	508
16:00	0	0	0	0	0	96	0	10	0	106	12	125	0	0	137	0	123	145	0	268	511
16:15	0	0	0	0	0	91	0	23	1	115	13	95	0	0	108	0	133	156	0	289	512
16:30	0	0	0	0	0	130	0	21	0	151	15	111	0	0	126	0	105	151	0	256	533
16:45	0	0	0	0	0	94	0	22	1	117	13	108	0	0	121	0	146	131	0	277	515
17:00	0	0	0	0	0	92	0	11	0	103	12	98	0	0	110	0	131	146	0	277	490
17:15	0	0	0	0	0	89	0	14	0	103	19	146	0	0	165	0	114	148	0	262	530
17:30	0	0	0	0	0	84	0	19	0	103	18	123	0	0	141	0	150	142	0	292	536
17:45	0	0	0	0	0	95	0	17	0	112	16	99	0	0	115	0	154	142	0	296	523
18:00	0	0	0	0	0	77	0	17	0	94	18	103	0	0	121	0	176	111	0	287	502
18:15	0	0	0	0	0	89	0	23	0	112	13	108	0	0	121	0	146	99	0	245	478
18:30	0	0	0	0	0	85	0	24	0	109	17	92	0	0	109	0	123	140	0	263	481
18:45	0	0	0	0	0	107	0	25	0	132	8	100	0	0	108	0	140	94	0	234	474
19:00	0	0	0	0	0	104	0	29	0	133	18	100	0	0	118	0	74	98	0	172	423
Total PM	0	0	0	0	0	2698	0	406	2	3106	345	2828	0	0	3173	0	2872	3283	0	6155	12434
PM Peak Hour	0	0	0	0	0	345	0	67	0	412	71	471	0	0	542	0	594	543	0	1137	2091
13-Hour Total	0	0	0	0	0	5873	0	567	2	6442	450	5526	0	0	5976	0	4527	5102	1	9630	22048

**WASA CLEAN RIVERS PROJECT
BLOOMINGDALE AREA DATA COLLECTION**

Location : Michigan Ave @ Franklyn St NE
Date Surveyed: 1/30/2013
Intersection No.: 1

City/Area: Wahsington D.C.
Weather: 60/Cloudy/PM Rain
Technicians: JMT

End Time	Bikes Volumes				Total
	Street, NW Across North Leg	Franklyn Street, NE Across South Leg	Michigan Ave, NE Across East Leg	Michigan Ave, NE Across West Leg	
6:15	0	0	0	0	0
6:30	0	0	0	0	0
6:45	0	0	0	0	0
7:00	0	2	0	0	2
7:15	0	0	0	0	0
7:30	0	2	0	0	2
7:45	0	0	0	0	0
8:00	0	1	1	0	2
8:15	0	0	0	0	0
8:30	0	1	0	0	1
8:45	0	2	1	0	3
9:00	0	3	0	0	3
9:15	0	0	0	0	0
9:30	0	1	0	0	1
9:45	0	0	0	0	0
10:00	0	0	0	0	0
10:15	0	1	0	0	1
10:30	0	0	0	0	0
10:45	0	0	0	0	0
11:00	0	0	0	0	0
11:15	0	0	0	0	0
11:30	0	0	0	0	0
11:45	0	2	0	0	2
12:00	0	0	0	0	0
Total AM	0	15	2	0	17

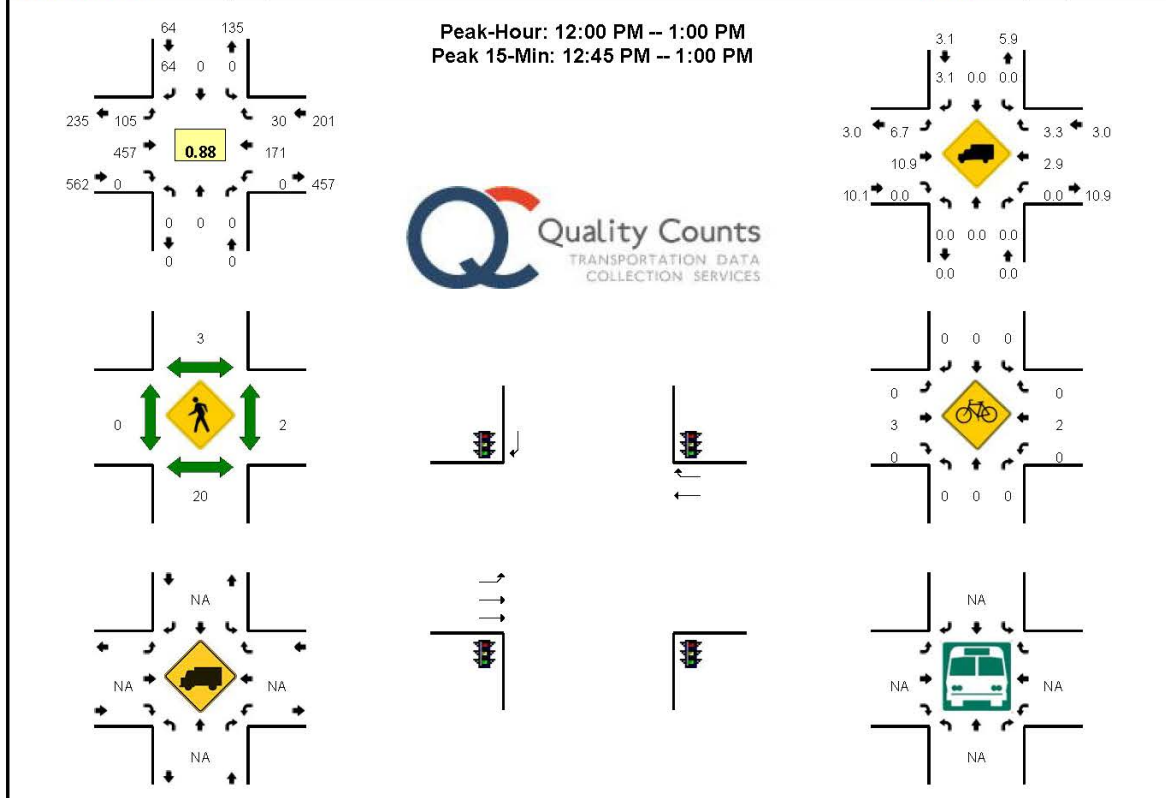
12:15	0	0	1	0	1
12:30	0	0	0	0	0
12:45	0	0	0	0	0
13:00	0	1	0	0	1
13:15	0	0	0	0	0
13:30	0	0	1	0	1
13:45	0	0	0	0	0
14:00	0	0	0	0	0
14:15	0	2	0	0	2
14:30	0	1	1	0	2
14:45	0	0	0	0	0
15:00	0	1	0	1	2
15:15	0	1	0	0	1
15:30	0	2	0	0	2
15:45	0	3	0	0	3
16:00	0	1	0	0	1
16:15	0	4	0	2	6
16:30	0	0	0	0	0
16:45	0	0	0	0	0
17:00	0	1	1	0	2
17:15	0	1	0	0	1
17:30	0	2	0	0	2
17:45	0	1	0	0	1
18:00	0	4	0	0	4
18:15	0	2	0	0	2
18:30	0	3	0	0	3
18:45	0	3	0	0	3
19:00	0	2	0	0	2
Total PM	0	35	4	3	42

Type of peak hour being reported: Intersection Peak

Method for determining peak hour: Total Entering Volume

LOCATION: Warder St -- Hobart PI NW
 CITY/STATE: Washington, DC

QC JOB #: 10695868
 DATE: Tue, May 28 2013



15-Min Count Period Beginning At	Warder St (Northbound)				Warder St (Southbound)				Hobart PI NW (Eastbound)				Hobart PI NW (Westbound)				Total	Hourly Totals
	Left	Thru	Right	U	Left	Thru	Right	U	Left	Thru	Right	U	Left	Thru	Right	U		
11:00 AM	0	0	0	0	0	0	15	0	18	110	0	0	0	44	8	0	195	
11:15 AM	0	0	0	0	0	0	9	0	32	98	0	0	0	38	9	0	186	
11:30 AM	0	0	0	0	0	0	18	0	18	106	0	0	0	33	9	0	184	
11:45 AM	0	0	0	0	0	0	14	0	23	121	0	0	0	46	9	1	214	779
12:00 PM	0	0	0	0	0	0	15	0	26	103	0	0	0	38	7	0	189	773
12:15 PM	0	0	0	0	0	0	20	0	21	110	0	0	0	34	6	0	191	778
12:30 PM	0	0	0	0	0	0	13	0	33	108	0	0	0	49	8	0	211	805
12:45 PM	0	0	0	0	0	0	16	0	25	136	0	0	0	50	9	0	236	827

Peak 15-Min Flowrates	Northbound				Southbound				Eastbound				Westbound				Total
	Left	Thru	Right	U	Left	Thru	Right	U	Left	Thru	Right	U	Left	Thru	Right	U	
All Vehicles	0	0	0	0	0	0	64	0	100	544	0	0	0	200	36	0	944
Heavy Trucks	0	0	0	0	0	0	0	0	12	56	0	0	0	8	4	0	80
Pedestrians		12				4				0				4			20
Bicycles	0	0	0		0	0	0		0	1	0		0	0	0		1
Railroad																	
Stopped Buses																	

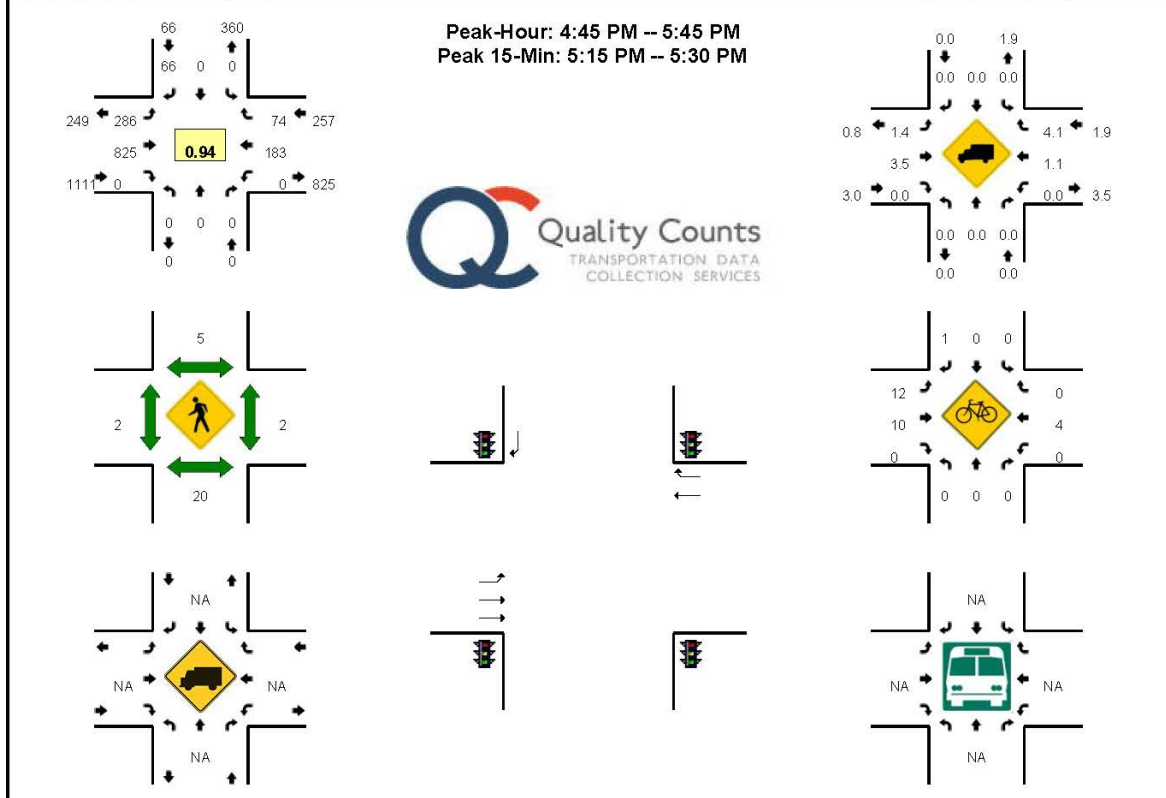
Comments:

Type of peak hour being reported: Intersection Peak

Method for determining peak hour: Total Entering Volume

LOCATION: Warder St -- Hobart PI NW
 CITY/STATE: Washington, DC

QC JOB #: 10695869
 DATE: Tue, May 28 2013



15-Min Count Period Beginning At	Warder St (Northbound)				Warder St (Southbound)				Hobart PI NW (Eastbound)				Hobart PI NW (Westbound)				Total	Hourly Totals
	Left	Thru	Right	U	Left	Thru	Right	U	Left	Thru	Right	U	Left	Thru	Right	U		
4:30 PM	0	0	0	0	0	0	17	0	75	181	0	0	0	44	12	0	329	
4:45 PM	0	0	0	0	0	0	24	0	53	190	0	0	0	58	14	0	339	
5:00 PM	0	0	0	0	0	0	17	0	64	208	0	0	0	42	19	0	350	
5:15 PM	0	0	0	0	0	0	17	0	83	216	0	0	0	47	17	0	380	1398
5:30 PM	0	0	0	0	0	0	8	0	86	211	0	0	0	36	24	0	365	1434
5:45 PM	0	0	0	0	0	0	13	0	61	209	0	0	0	41	9	0	333	1428
6:00 PM	0	0	0	0	0	0	11	0	66	180	0	0	0	63	16	0	336	1414
6:15 PM	0	0	0	0	0	0	6	0	67	194	0	0	0	44	14	0	325	1359
Peak 15-Min Flowrates	Northbound				Southbound				Eastbound				Westbound				Total	
	Left	Thru	Right	U	Left	Thru	Right	U	Left	Thru	Right	U	Left	Thru	Right	U		
All Vehicles	0	0	0	0	0	0	68	0	332	864	0	0	0	188	68	0	1520	
Heavy Trucks	0	0	0	0	0	0	0	0	8	24	0	0	0	8	0	0	40	
Pedestrians		20				8				0				0			28	
Bicycles	0	0	0		0	0	1		3	0	0		0	0	0		4	
Railroad																		
Stopped Buses																		

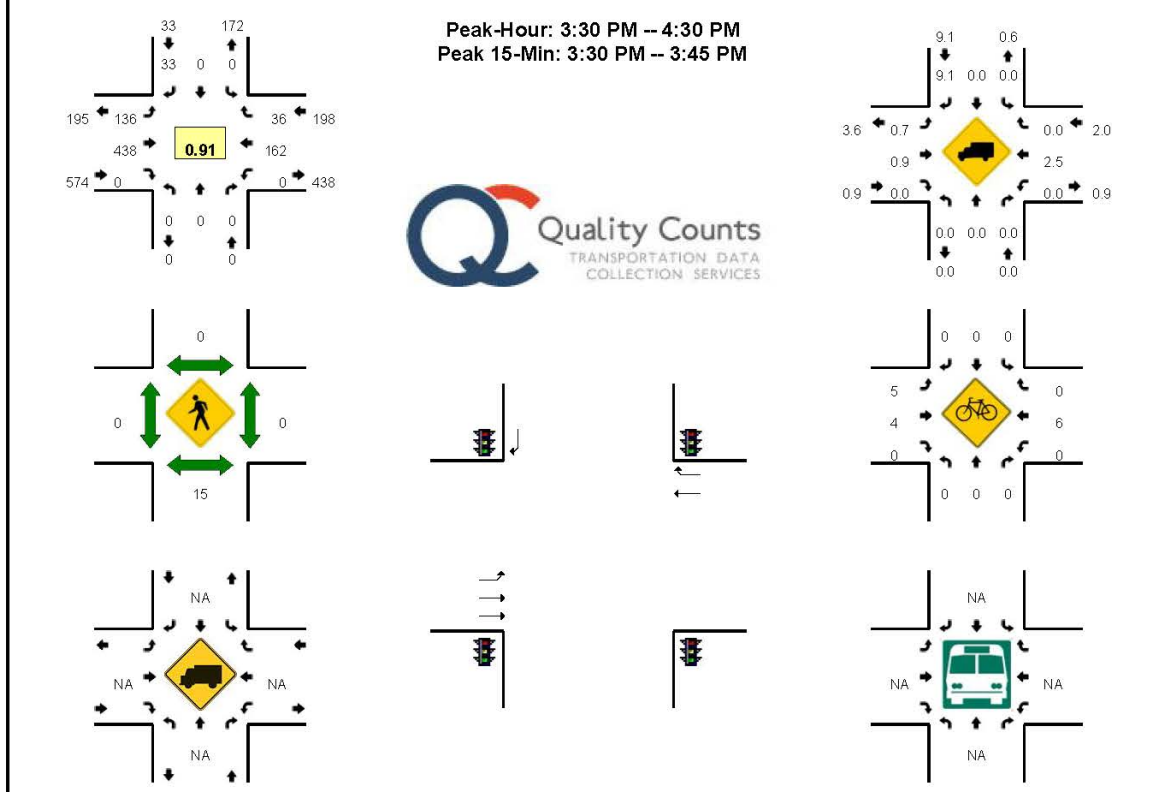
Comments:

Type of peak hour being reported: Intersection Peak

Method for determining peak hour: Total Entering Volume

LOCATION: Warder St -- Hobart PI NW
CITY/STATE: Washington, DC

QC JOB #: 10695870
DATE: Sat, Jun 01 2013



15-Min Count Period Beginning At	Warder St (Northbound)				Warder St (Southbound)				Hobart PI NW (Eastbound)				Hobart PI NW (Westbound)				Total	Hourly Totals
	Left	Thru	Right	U	Left	Thru	Right	U	Left	Thru	Right	U	Left	Thru	Right	U		
3:00 PM	0	0	0	0	0	0	7	0	25	110	0	0	0	31	13	0	186	
3:15 PM	0	0	0	0	0	0	11	0	38	110	0	0	0	39	9	0	207	
3:30 PM	0	0	0	0	0	0	10	0	38	116	0	0	0	47	10	0	221	
3:45 PM	0	0	0	0	0	0	7	0	21	102	0	0	0	36	6	0	172	786
4:00 PM	0	0	0	0	0	0	8	0	33	112	0	0	0	34	8	0	195	795
4:15 PM	0	0	0	0	0	0	8	0	44	108	0	0	0	45	12	0	217	805
4:30 PM	0	0	0	0	0	0	5	0	33	103	0	0	0	48	6	0	195	779
4:45 PM	0	0	0	0	0	0	4	0	24	94	0	0	0	42	15	0	179	786

Peak 15-Min Flowrates	Northbound				Southbound				Eastbound				Westbound				Total
	Left	Thru	Right	U	Left	Thru	Right	U	Left	Thru	Right	U	Left	Thru	Right	U	
All Vehicles	0	0	0	0	0	0	40	0	152	464	0	0	0	188	40	0	884
Heavy Trucks	0	0	0	0	0	0	0	0	0	0	0	0	0	0	0	0	0
Pedestrians		16				0				0				0			16
Bicycles	0	0	0		0	0	0		1	0	0		0	2	0		3
Railroad																	
Stopped Buses																	

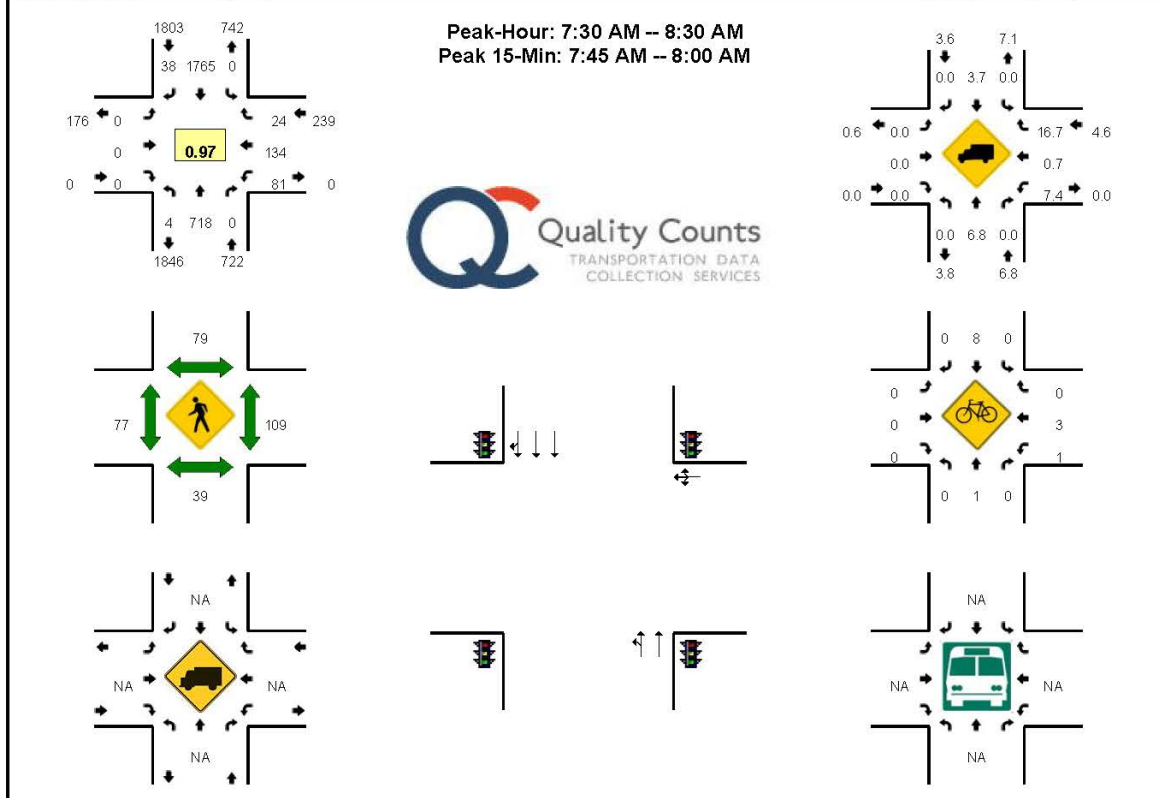
Comments:

Type of peak hour being reported: Intersection Peak

Method for determining peak hour: Total Entering Volume

LOCATION: 16th St -- Newton St NW
CITY/STATE: Washington, DC

QC JOB #: 10695151
DATE: Wed, May 01 2013



15-Min Count Period Beginning At	16th St (Northbound)				16th St (Southbound)				Newton St NW (Eastbound)				Newton St NW (Westbound)				Total	Hourly Totals
	Left	Thru	Right	U	Left	Thru	Right	U	Left	Thru	Right	U	Left	Thru	Right	U		
7:00 AM	2	132	0	0	0	320	3	0	0	0	0	0	7	12	1	0	477	
7:15 AM	3	152	0	0	0	408	4	0	0	0	0	0	10	23	5	0	605	
7:30 AM	1	175	0	0	0	456	15	0	0	0	0	0	15	24	7	0	693	
7:45 AM	0	184	0	0	0	458	11	0	0	0	0	0	23	33	4	0	713	2488
8:00 AM	3	165	0	0	0	448	10	0	0	0	0	0	24	39	6	0	695	2706
8:15 AM	0	194	0	0	0	403	2	0	0	0	0	0	19	38	7	0	663	2764
8:30 AM	1	173	0	0	0	400	5	0	0	0	0	0	17	17	7	0	620	2691
8:45 AM	3	181	0	0	0	390	7	0	0	0	0	0	14	23	7	0	625	2603
Peak 15-Min Flowrates	Northbound				Southbound				Eastbound				Westbound				Total	
	Left	Thru	Right	U	Left	Thru	Right	U	Left	Thru	Right	U	Left	Thru	Right	U		
All Vehicles	0	736	0	0	0	1832	44	0	0	0	0	0	92	132	16	0	2852	
Heavy Trucks	0	48	0	0	0	64	0	0	0	0	0	0	8	0	0	0	120	
Pedestrians		36				80				32				112				260
Bicycles	0	0	0		0	3	0		0	0	0		0	0	0			3
Railroad																		
Stopped Buses																		

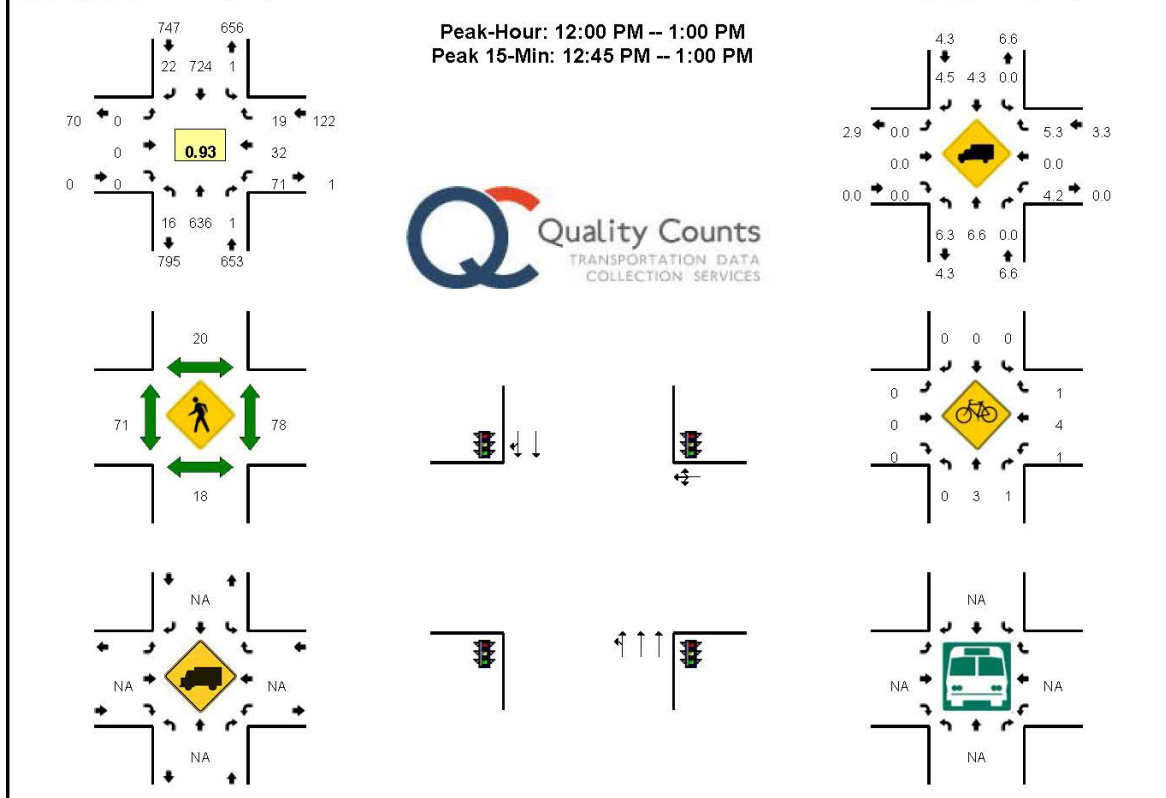
Comments:

Type of peak hour being reported: Intersection Peak

Method for determining peak hour: Total Entering Volume

LOCATION: 16th St -- Newton St NW
 CITY/STATE: Washington, DC

QC JOB #: 10695152
 DATE: Wed, May 01 2013



15-Min Count Period Beginning At	16th St (Northbound)				16th St (Southbound)				Newton St NW (Eastbound)				Newton St NW (Westbound)				Total	Hourly Totals
	Left	Thru	Right	U	Left	Thru	Right	U	Left	Thru	Right	U	Left	Thru	Right	U		
11:00 AM	2	144	0	0	0	186	1	0	0	0	0	0	17	4	5	0	359	
11:15 AM	2	169	0	0	0	202	4	0	0	0	0	0	8	8	2	0	395	
11:30 AM	2	159	1	0	0	194	6	0	0	0	0	0	10	14	4	0	390	
11:45 AM	1	150	0	0	0	165	11	0	0	0	0	0	16	9	6	0	358	1502
12:00 PM	4	158	0	0	0	181	7	0	0	0	0	0	13	7	4	0	374	1517
12:15 PM	4	168	0	0	0	161	6	0	0	0	0	0	19	8	5	0	371	1493
12:30 PM	4	151	1	0	0	178	3	0	0	0	0	0	17	9	5	0	368	1471
12:45 PM	4	159	0	0	0	204	6	1	0	0	0	0	22	8	5	0	409	1522

Peak 15-Min Flowrates	Northbound				Southbound				Eastbound				Westbound				Total
	Left	Thru	Right	U	Left	Thru	Right	U	Left	Thru	Right	U	Left	Thru	Right	U	
All Vehicles	16	636	0	0	0	816	24	4	0	0	0	0	88	32	20	0	1636
Heavy Trucks	0	40	0	0	0	36	0	0	0	0	0	0	4	0	4	0	84
Pedestrians	16				16				108				56				196
Bicycles	0	1	1		0	0	0		0	0	0		0	0	1		3
Railroad																	
Stopped Buses																	

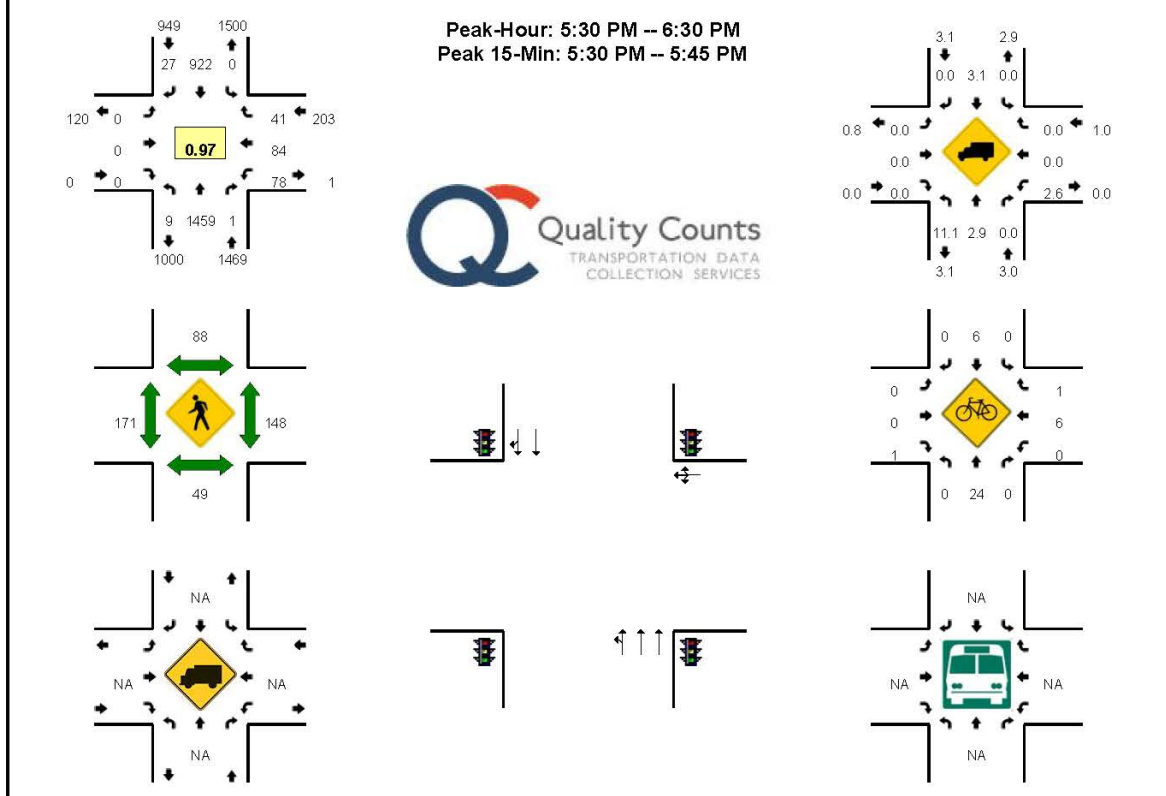
Comments:

Type of peak hour being reported: Intersection Peak

Method for determining peak hour: Total Entering Volume

LOCATION: 16th St -- Newton St NW
 CITY/STATE: Washington, DC

QC JOB #: 10695153
 DATE: Wed, May 01 2013



15-Min Count Period Beginning At	16th St (Northbound)				16th St (Southbound)				Newton St NW (Eastbound)				Newton St NW (Westbound)				Total	Hourly Totals
	Left	Thru	Right	U	Left	Thru	Right	U	Left	Thru	Right	U	Left	Thru	Right	U		
4:30 PM	2	346	0	0	0	212	10	0	0	0	0	0	13	10	10	0	603	
4:45 PM	1	393	0	0	0	205	6	0	0	0	0	0	21	13	6	0	645	
5:00 PM	1	237	0	0	0	221	2	0	0	0	0	0	21	12	12	0	506	
5:15 PM	2	274	0	0	0	267	3	0	0	0	0	0	17	19	5	0	587	2341
5:30 PM	2	378	1	0	0	250	2	0	0	0	0	0	14	18	13	0	678	2416
5:45 PM	3	386	0	0	0	223	8	0	0	0	0	0	23	21	9	0	673	2444
6:00 PM	3	374	0	0	0	213	6	0	0	0	0	0	17	20	12	0	645	2583
6:15 PM	1	321	0	0	0	236	11	0	0	0	0	0	24	25	7	0	625	2621
Peak 15-Min Flowrates	Northbound				Southbound				Eastbound				Westbound				Total	
	Left	Thru	Right	U	Left	Thru	Right	U	Left	Thru	Right	U	Left	Thru	Right	U		
All Vehicles	8	1512	4	0	0	1000	8	0	0	0	0	0	56	72	52	0	2712	
Heavy Trucks	0	60	0	0	0	28	0	0	0	0	0	0	0	0	0	0	88	
Pedestrians		88				84				120				200			492	
Bicycles	0	3	0		0	4	0		0	0	1		0	0	0		8	
Railroad																		
Stopped Buses																		

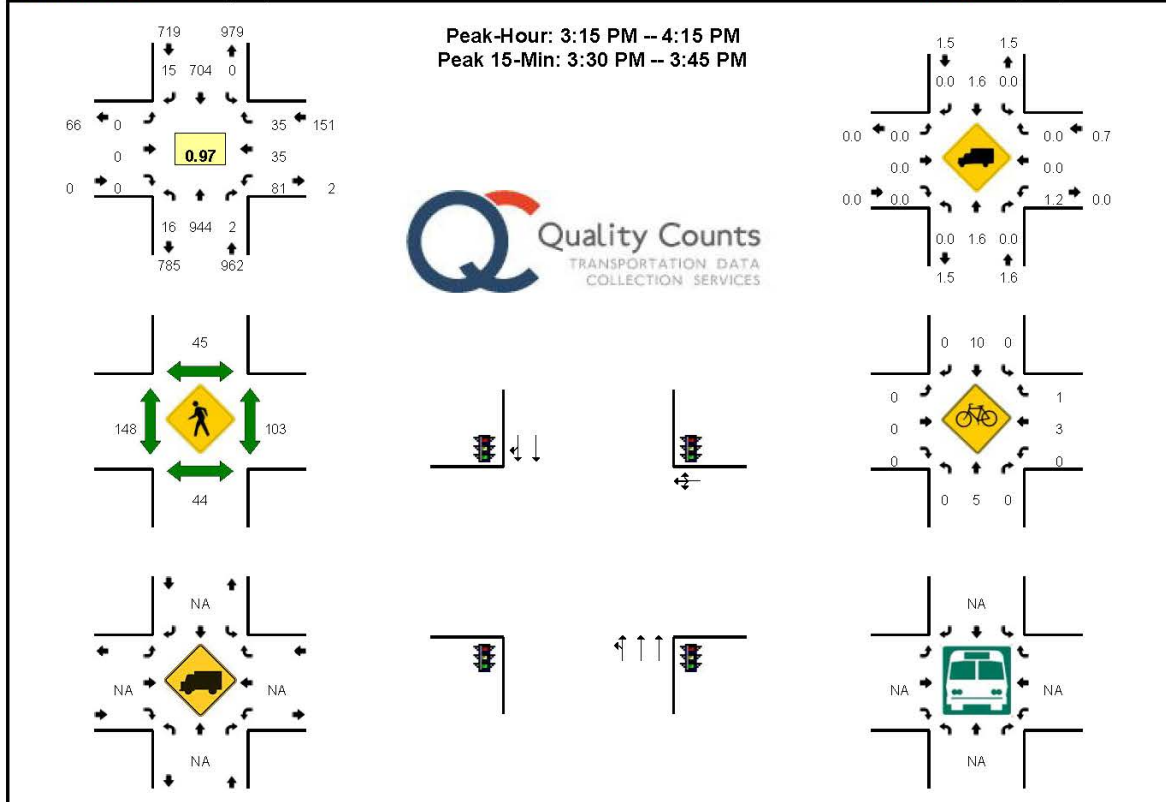
Comments:

Type of peak hour being reported: Intersection Peak

Method for determining peak hour: Total Entering Volume

LOCATION: 16th St -- Newton St NW
 CITY/STATE: Washington, DC

QC JOB #: 10695154
 DATE: Sat, May 11 2013



15-Min Count Period Beginning At	16th St (Northbound)				16th St (Southbound)				Newton St NW (Eastbound)				Newton St NW (Westbound)				Total	Hourly Totals
	Left	Thru	Right	U	Left	Thru	Right	U	Left	Thru	Right	U	Left	Thru	Right	U		
3:00 PM	3	181	0	0	0	167	7	0	0	0	0	0	19	16	8	0	401	
3:15 PM	2	242	0	0	0	173	3	0	0	0	0	0	14	8	6	0	448	
3:30 PM	3	241	0	0	0	176	4	0	0	0	0	0	23	10	14	0	471	
3:45 PM	8	221	1	0	0	190	3	0	0	0	0	0	23	5	4	0	455	
4:00 PM	3	240	1	0	0	165	5	0	0	0	0	0	21	12	11	0	458	
4:15 PM	0	211	2	1	0	175	6	0	0	0	0	0	29	7	10	0	441	
4:30 PM	3	230	0	0	0	139	4	0	0	0	0	0	25	8	5	0	414	
4:45 PM	4	221	0	0	0	187	2	0	0	0	0	0	15	10	13	0	452	
Peak 15-Min Flowrates	Northbound				Southbound				Eastbound				Westbound				Total	
	Left	Thru	Right	U	Left	Thru	Right	U	Left	Thru	Right	U	Left	Thru	Right	U		
All Vehicles	12	964	0	0	0	704	16	0	0	0	0	0	92	40	56	0	1884	
Heavy Trucks	0	8	0	0	0	12	0	0	0	0	0	0	0	0	0	0	20	
Pedestrians	52				48				128				104				332	
Bicycles	0	0	0	0	0	2	0	0	0	0	0	0	0	2	1	0	5	
Railroad																		
Stopped Buses																		

Comments:

**WASA CLEAN RIVERS PROJECT
BLOOMINGDALE AREA DATA COLLECTION**

Location : 1st Street @ Irving Ave NW
Date Surveyed: 1/24/2013
Intersection No.: 2

City/Area: Wahsington D. C.
Weather: 25/Sunny
Technicians: JMT

Total Traffic Volumes

End Time	1st Street, NW					1st Street, NW					Irving Ave, NW					Irving Ave, NW					Int. Total
	From North					From South					From East					From West					
	Left	Thru	Right	U-Turn	Total	Left	Thru	Right	U-Turn	Total	Left	Thru	Right	U-Turn	Total	Left	Thru	Right	U-Turn	Total	
6:15	0	0	0	0	0	5	0	15	0	20	54	43	0	0	97	0	24	36	0	60	177
6:30	0	0	0	0	0	1	0	18	0	19	111	60	0	0	171	0	24	45	0	69	259
6:45	0	0	0	0	0	10	0	16	0	26	125	75	0	1	201	0	39	70	0	109	336
7:00	0	0	0	0	0	4	0	37	0	41	215	104	0	0	319	0	55	105	0	160	520
7:15	0	0	0	0	0	3	0	45	0	48	143	129	0	0	272	0	41	72	0	113	433
7:30	0	0	0	0	0	13	0	43	0	56	127	162	0	0	289	0	81	79	0	160	505
7:45	0	0	0	0	0	15	0	67	1	83	134	226	0	0	360	0	107	71	0	178	621
8:00	0	0	0	0	0	7	0	92	1	100	136	267	0	0	403	0	97	98	0	195	698
8:15	0	0	0	0	0	12	0	89	0	101	124	284	0	0	408	0	161	87	0	248	757
8:30	0	0	0	0	0	11	0	55	0	66	148	260	0	1	409	0	159	65	0	224	699
8:45	0	0	0	0	0	10	0	59	2	71	116	310	0	0	426	0	115	68	0	183	680
9:00	0	0	0	0	0	6	0	57	0	63	136	242	0	1	379	0	149	57	0	206	648
9:15	0	0	0	0	0	10	0	47	0	57	116	167	0	0	283	0	121	70	0	191	531
9:30	0	0	0	0	0	21	0	41	0	62	103	183	0	1	287	0	112	55	0	167	516
9:45	0	0	0	0	0	21	0	39	1	61	96	156	0	0	252	0	89	55	0	144	457
10:00	0	0	0	0	0	11	0	43	0	54	83	171	0	0	254	0	108	53	0	161	469
10:15	0	0	0	0	0	13	0	71	0	84	108	143	0	0	251	0	78	49	0	127	462
10:30	0	0	0	0	0	18	0	63	0	81	82	124	0	1	207	0	87	35	0	122	410
10:45	0	0	0	0	0	12	0	69	1	82	91	130	0	0	221	0	82	48	0	130	433
11:00	0	0	0	0	0	14	0	60	0	74	86	108	0	1	195	0	66	56	0	122	391
11:15	0	0	0	0	0	17	0	80	0	97	89	99	0	2	190	0	74	45	0	119	406
11:30	0	0	0	0	0	18	0	81	1	100	79	87	0	0	166	0	89	31	1	121	387
11:45	0	0	0	0	0	23	0	80	0	103	77	97	0	2	176	0	80	53	0	133	412
12:00	0	0	0	0	0	20	0	71	0	91	83	67	0	2	152	0	91	31	0	122	365
Total AM	0	0	0	0	0	295	0	1338	7	1640	2662	3694	0	12	6368	0	2129	1434	1	3564	11572
AM Peak Hour	0	0	0	0	0	40	0	295	3	338	524	1121	0	1	1646	0	532	318	0	850	2834
12:15	0	0	0	0	0	19	0	67	0	86	61	92	0	0	153	0	97	34	0	131	370
12:30	0	0	0	0	0	20	0	90	0	110	76	90	0	2	168	0	119	46	0	165	443
12:45	0	0	0	0	0	29	0	75	0	104	80	80	0	0	160	0	93	45	0	138	402
13:00	0	0	0	0	0	29	0	96	0	125	84	92	0	1	177	0	92	45	0	137	439
13:15	0	0	0	0	0	17	0	88	0	105	68	75	0	1	144	0	38	17	0	55	304
13:30	0	0	0	0	0	32	0	69	0	101	60	61	0	0	121	0	95	43	0	138	360
13:45	0	0	0	0	0	28	0	88	1	117	65	92	0	2	159	0	115	43	0	158	434
14:00	0	0	0	0	0	23	0	104	0	127	60	94	0	1	155	0	98	46	0	144	426
14:15	0	0	0	0	0	30	0	112	0	142	48	82	0	0	130	0	99	49	2	150	422
14:30	0	0	0	0	0	31	0	115	0	146	66	115	0	0	181	0	110	36	0	146	473
14:45	0	0	0	0	0	30	0	122	0	152	117	106	0	0	223	0	146	44	0	190	565
15:00	0	0	0	0	0	50	0	146	2	198	89	109	0	1	199	0	115	31	0	146	543
15:15	0	0	0	0	0	50	0	141	0	191	72	108	0	1	181	0	161	37	0	198	570
15:30	0	0	0	0	0	57	0	134	0	191	50	121	0	1	172	0	153	47	0	200	563
15:45	0	0	0	0	0	22	0	192	0	214	84	125	0	1	210	0	232	29	0	261	685
16:00	0	0	0	0	0	54	0	135	0	189	47	140	0	0	187	0	196	40	0	236	612
16:15	0	0	0	0	0	60	0	153	0	213	36	91	0	2	129	0	221	21	0	242	584
16:30	0	0	0	0	0	62	0	154	0	216	28	98	0	0	126	0	187	20	0	207	549
16:45	0	0	0	0	0	54	0	183	0	237	43	89	0	0	132	0	205	14	0	219	588
17:00	0	0	0	0	0	39	0	118	0	157	31	110	0	0	141	0	206	21	0	227	525
17:15	0	0	0	0	0	60	0	167	1	228	48	139	0	1	188	0	298	20	1	319	735
17:30	0	0	0	0	0	37	0	111	0	148	35	111	0	1	147	0	272	17	1	290	585
17:45	0	0	0	0	0	60	0	103	0	163	27	130	0	0	157	0	254	19	0	273	593
18:00	0	0	0	0	0	37	0	75	0	112	27	110	0	1	138	0	245	30	0	275	525
18:15	0	0	0	0	0	39	0	77	0	116	31	102	0	0	133	0	229	18	0	247	496
18:30	0	0	0	0	0	37	0	87	1	125	49	120	0	0	169	0	210	24	0	234	528
18:45	0	0	0	0	0	24	0	78	0	102	63	98	0	0	161	0	210	40	0	250	513
19:00	0	0	0	0	0	84	0	90	2	176	78	92	0	2	172	0	107	16	0	123	471
Total PM	0	0	0	0	0	1114	0	3170	7	4291	1623	2872	0	18	4513	0	4603	892	4	5499	14303
PM Peak Hour	0	0	0	0	0	183	0	602	0	785	253	494	0	3	750	0	742	153	0	895	2430
13-Hour Total	0	0	0	0	0	1409	0	4508	14	5931	4285	6566	0	30	10881	0	6732	2326	5	9063	25875

**WASA CLEAN RIVERS PROJECT
BLOOMINGDALE AREA DATA COLLECTION**

Location : 1st Street @ Irving Ave NW
Date Surveyed: 1/24/2013
Intersection No.: 1

City/Area: Wahsington D.C.
Weather: 25/Sunny
Technicians: JMT

End Time	Pedestrian Volumes								Total
	1st Street, NW Across North Leg		1st Street, NW Across South Leg		Irving Ave, NW Across East Leg		Irving Ave, NW Across West Leg		
	Children	Adults	Children	Adults	Children	Adults	Children	Adults	
6:15	0	0	0	0	0	0	0	0	0
6:30	0	0	0	1	0	0	0	0	1
6:45	0	0	0	0	0	0	0	0	0
7:00	0	0	0	0	0	0	0	0	0
7:15	0	0	0	1	0	0	0	0	1
7:30	0	0	0	1	0	0	0	0	1
7:45	0	0	0	0	0	0	0	0	0
8:00	0	0	0	1	0	0	0	0	1
8:15	0	0	0	0	0	0	0	0	0
8:30	0	0	0	1	0	0	0	0	1
8:45	0	0	0	1	0	0	0	0	1
9:00	0	0	0	0	0	0	0	0	0
9:15	0	0	0	1	0	0	0	0	1
9:30	0	0	0	0	0	1	0	0	1
9:45	0	0	0	0	0	0	0	0	0
10:00	0	0	0	0	0	0	0	0	0
10:15	0	0	0	1	0	0	0	1	2
10:30	0	0	0	0	0	0	0	0	0
10:45	0	0	0	0	0	0	0	0	0
11:00	0	0	0	0	0	0	0	0	0
11:15	0	0	0	0	0	0	0	0	0
11:30	0	0	0	0	0	0	0	0	0
11:45	0	0	0	2	0	0	0	0	2
12:00	0	0	0	0	0	0	0	0	0
Total AM	0	0	0	10	0	1	0	1	12
12:15	0	0	0	0	0	0	0	0	0
12:30	0	0	0	0	0	0	0	0	0
12:45	0	0	0	0	0	0	0	0	0
13:00	0	0	0	2	0	0	0	0	2
13:15	0	0	0	0	0	0	0	0	0
13:30	0	0	0	0	0	0	0	0	0
13:45	0	0	0	1	0	0	0	0	1
14:00	0	0	0	2	0	0	0	0	2
14:15	0	0	0	0	0	0	0	0	0
14:30	0	0	0	0	0	0	0	0	0
14:45	0	0	0	1	0	0	0	0	1
15:00	0	0	0	1	0	0	0	0	1
15:15	0	0	0	0	0	0	0	0	0
15:30	0	0	0	1	0	0	0	0	1
15:45	0	0	0	3	0	0	0	0	3
16:00	0	0	0	0	0	0	0	0	0
16:15	0	0	0	0	0	0	0	0	0
16:30	0	0	0	4	0	0	0	0	4
16:45	0	0	0	2	0	0	0	0	2
17:00	0	0	0	0	0	0	0	0	0
17:15	0	0	0	0	0	0	0	0	0
17:30	0	0	0	0	0	0	0	0	0
17:45	0	0	0	0	0	0	0	0	0
18:00	0	0	0	0	0	0	0	0	0
18:15	0	0	0	2	0	0	0	0	2
18:30	0	0	0	0	0	0	0	0	0
18:45	0	0	0	0	0	0	0	0	0
19:00	0	0	0	0	0	0	0	0	0
Total PM	0	0	0	19	0	0	0	0	19

**WASA CLEAN RIVERS PROJECT
BLOOMINGDALE AREA DATA COLLECTION**

Location : 1st Street @ Irving Ave NW
 Date Surveyed: 1/24/2013
 Intersection No.: 1

City/Area: Washington D.C.
 Weather: 25/Sunny
 Technicians: JMT

End Time	Bikes Volumes				Total
	1st Street, NW Across North Leg	1st Street, NW Across South Leg	Irving Ave, NW Across East Leg	Irving Ave, NW Across West Leg	
6:15	0	0	0	0	0
6:30	0	0	0	0	0
6:45	0	0	0	0	0
7:00	0	0	0	0	0
7:15	0	0	0	0	0
7:30	0	0	0	0	0
7:45	0	1	0	0	1
8:00	0	1	0	0	1
8:15	0	1	0	0	1
8:30	0	0	0	0	0
8:45	0	3	0	0	3
9:00	0	1	0	0	1
9:15	0	2	0	0	2
9:30	0	1	0	0	1
9:45	0	0	0	0	0
10:00	0	0	0	0	0
10:15	0	1	0	0	1
10:30	0	1	0	0	1
10:45	0	0	0	0	0
11:00	0	0	0	0	0
11:15	0	0	0	0	0
11:30	0	0	0	0	0
11:45	0	1	0	0	1
12:00	0	0	0	0	0
Total AM	0	13	0	0	13
		1			
12:15	0	0	0	0	0
12:30	0	1	0	0	1
12:45	0	0	0	0	0
13:00	0	1	0	0	1
13:15	0	0	0	0	0
13:30	0	0	0	0	0
13:45	0	0	0	0	0
14:00	0	0	0	0	0
14:15	0	0	0	0	0
14:30	0	0	0	0	0
14:45	0	0	0	0	0
15:00	0	0	0	0	0
15:15	0	0	0	0	0
15:30	0	0	0	0	0
15:45	0	2	0	0	2
16:00	0	4	0	0	4
16:15	0	0	0	0	0
16:30	0	0	0	0	0
16:45	0	0	0	0	0
17:00	0	2	0	0	2
17:15	0	2	0	0	2
17:30	0	1	0	0	1
17:45	0	1	0	0	1
18:00	0	0	0	0	0
18:15	0	0	0	0	0
18:30	0	0	0	0	0
18:45	0	0	0	0	0
19:00	0	0	0	0	0
Total PM	0	14	0	0	14

Connor Support Services, LLC
1804 View Top Court
Annapolis, MD 21409

Start Time	02-Jun-15 Tue	LANES	RAMP	Total						
12:00 AM		56	0	56						
12:15		34	0	34						
12:30		34	0	34						
12:45		28	0	28						
01:00		24	1	25						
01:15		28	0	28						
01:30		15	0	15						
01:45		23	0	23						
02:00		18	0	18						
02:15		17	0	17						
02:30		14	0	14						
02:45		18	1	19						
03:00		24	0	24						
03:15		31	0	31						
03:30		34	0	34						
03:45		45	0	45						
04:00		31	1	32						
04:15		64	0	64						
04:30		89	0	89						
04:45		128	1	129						
05:00		132	0	132						
05:15		194	0	194						
05:30		242	3	245						
05:45		254	1	255						
06:00		302	3	305						
06:15		372	0	372						
06:30		398	1	399						
06:45		408	2	410						
07:00		392	4	396						
07:15		429	3	432						
07:30		463	3	466						
07:45		455	8	463						
08:00		423	7	430						
08:15		476	5	481						
08:30		434	5	439						
08:45		428	4	432						
09:00		419	3	422						
09:15		379	6	385						
09:30		356	4	360						
09:45		298	5	303						
10:00		262	5	267						
10:15		280	2	282						
10:30		264	12	276						
10:45		272	4	276						
11:00		236	8	244						
11:15		218	4	222						
11:30		222	5	227						
11:45		184	7	191						
Total		9947	118	10065						
Percent		98.8%	1.2%							
Peak	-	07:30	10:30	-	-	-	-	-	-	07:30
Vol.	-	1817	28	-	-	-	-	-	-	1840
P.H.F.		0.954	0.583							0.956

Connor Support Services, LLC
1804 View Top Court
Annapolis, MD 21409

Start Time	02-Jun-15 Tue	LANES	RAMP							Total
12:00 PM		201	7							208
12:15		190	6							196
12:30		220	4							224
12:45		192	3							195
01:00		211	10							221
01:15		204	4							208
01:30		194	7							201
01:45		220	8							228
02:00		210	4							214
02:15		218	7							225
02:30		226	7							233
02:45		264	14							278
03:00		165	26							191
03:15		228	12							240
03:30		220	28							248
03:45		248	60							308
04:00		184	48							232
04:15		212	64							276
04:30		180	69							249
04:45		211	35							246
05:00		176	19							195
05:15		245	14							259
05:30		217	13							230
05:45		229	13							242
06:00		200	11							211
06:15		246	5							251
06:30		230	7							237
06:45		267	4							271
07:00		168	9							177
07:15		155	2							157
07:30		146	3							149
07:45		137	2							139
08:00		110	4							114
08:15		148	3							151
08:30		125	2							127
08:45		126	0							126
09:00		132	0							132
09:15		126	2							128
09:30		130	1							131
09:45		136	1							137
10:00		121	0							121
10:15		118	2							120
10:30		130	0							130
10:45		120	2							122
11:00		80	1							81
11:15		76	1							77
11:30		48	1							49
11:45		64	1							65
Total		8404	546							8950
Percent		93.9%	6.1%							
Peak	-	18:00	15:45	-	-	-	-	-	-	15:45
Vol.	-	943	241	-	-	-	-	-	-	1065
P.H.F.		0.883	0.873							0.864
Total		18351	664							19015
Percent		96.5%	3.5%							
ADT		ADT 11,441	AADT 11,441							

Connor Support Services, LLC
1804 View Top Court
Annapolis, MD 21409

Site Code: 7 LANES AND RAMP

Station ID:

Start Time	02-Jun-15 Tue	LANES	RAMP	Total					
12:00 AM		114	0	114					
12:15		78	0	78					
12:30		82	0	82					
12:45		70	1	71					
01:00		49	0	49					
01:15		44	1	45					
01:30		38	0	38					
01:45		32	0	32					
02:00		25	0	25					
02:15		31	0	31					
02:30		24	0	24					
02:45		24	0	24					
03:00		32	0	32					
03:15		12	0	12					
03:30		39	0	39					
03:45		20	0	20					
04:00		26	0	26					
04:15		12	0	12					
04:30		22	0	22					
04:45		40	0	40					
05:00		48	0	48					
05:15		50	0	50					
05:30		95	0	95					
05:45		117	1	118					
06:00		104	1	105					
06:15		112	0	112					
06:30		136	0	136					
06:45		180	1	181					
07:00		232	0	232					
07:15		273	7	280					
07:30		296	2	298					
07:45		280	1	281					
08:00		338	0	338					
08:15		278	0	278					
08:30		272	0	272					
08:45		229	0	229					
09:00		195	1	196					
09:15		201	0	201					
09:30		190	0	190					
09:45		186	2	188					
10:00		196	1	197					
10:15		208	0	208					
10:30		205	3	208					
10:45		208	0	208					
11:00		234	2	236					
11:15		235	4	239					
11:30		220	1	221					
11:45		212	2	214					
Total		6344	31	6375					
Percent		99.5%	0.5%						
Peak	-	07:30	06:45	-	-	-	-	-	07:15
Vol.	-	1192	10	-	-	-	-	-	1197
P.H.F.		0.882	0.357						0.885

Connor Support Services, LLC
1804 View Top Court
Annapolis, MD 21409

Site Code: 7 LANES AND RAMP

Station ID:

Start Time	02-Jun-15 Tue	LANES	RAMP							Total
12:00 PM		210	3							213
12:15		288	3							291
12:30		247	3							250
12:45		227	2							229
01:00		246	1							247
01:15		267	1							268
01:30		252	0							252
01:45		270	0							270
02:00		264	2							266
02:15		306	2							308
02:30		313	1							314
02:45		326	2							328
03:00		331	5							336
03:15		326	3							329
03:30		317	10							327
03:45		315	9							324
04:00		316	8							324
04:15		290	20							310
04:30		286	17							303
04:45		400	10							410
05:00		488	6							494
05:15		527	8							535
05:30		520	2							522
05:45		480	7							487
06:00		442	4							446
06:15		418	2							420
06:30		361	3							364
06:45		366	4							370
07:00		356	3							359
07:15		334	1							335
07:30		314	0							314
07:45		288	0							288
08:00		273	3							276
08:15		227	0							227
08:30		228	0							228
08:45		218	0							218
09:00		236	0							236
09:15		230	0							230
09:30		218	0							218
09:45		194	0							194
10:00		210	2							212
10:15		230	0							230
10:30		236	0							236
10:45		196	0							196
11:00		207	0							207
11:15		186	0							186
11:30		182	0							182
11:45		152	0							152
Total		14114	147							14261
Percent		99.0%	1.0%							
Peak	-	17:00	16:00	-	-	-	-	-	-	17:00
Vol.	-	2015	55	-	-	-	-	-	-	2038
P.H.F.		0.956	0.688							0.952
Total		20458	178							20636
Percent		99.1%	0.9%							
ADT		ADT 16,782	AADT 16,782							

Connor Support Services, LLC
1804 View Top Court
Annapolis, MD 21409

Start Time	09-Jun-15 Tue	RAMP	LANE	Total						
12:00 AM		24	21	45						
12:15		17	19	36						
12:30		6	13	19						
12:45		10	6	16						
01:00		5	5	10						
01:15		5	9	14						
01:30		4	4	8						
01:45		11	5	16						
02:00		6	7	13						
02:15		8	6	14						
02:30		5	5	10						
02:45		6	4	10						
03:00		6	5	11						
03:15		6	2	8						
03:30		10	5	15						
03:45		7	8	15						
04:00		2	2	4						
04:15		10	12	22						
04:30		12	11	23						
04:45		8	18	26						
05:00		15	15	30						
05:15		21	13	34						
05:30		32	35	67						
05:45		46	53	99						
06:00		66	67	133						
06:15		69	68	137						
06:30		94	96	190						
06:45		137	102	239						
07:00		102	86	188						
07:15		119	91	210						
07:30		124	101	225						
07:45		122	96	218						
08:00		134	110	244						
08:15		145	88	233						
08:30		166	104	270						
08:45		175	74	249						
09:00		122	84	206						
09:15		104	60	164						
09:30		76	69	145						
09:45		98	87	185						
10:00		87	66	153						
10:15		78	60	138						
10:30		72	67	139						
10:45		80	67	147						
11:00		59	67	126						
11:15		60	76	136						
11:30		60	50	110						
11:45		78	78	156						
Total		2709	2197	4906						
Percent		55.2%	44.8%							
Peak	-	08:00	07:15	-	-	-	-	-	-	08:00
Vol.	-	620	398	-	-	-	-	-	-	996
P.H.F.		0.886	0.905							0.922

Connor Support Services, LLC
1804 View Top Court
Annapolis, MD 21409

Start Time	09-Jun-15 Tue	RAMP	LANE	Total					
12:00 PM		68	68	136					
12:15		61	67	128					
12:30		74	100	174					
12:45		69	91	160					
01:00		54	73	127					
01:15		73	89	162					
01:30		76	78	154					
01:45		76	96	172					
02:00		94	83	177					
02:15		102	106	208					
02:30		78	86	164					
02:45		92	82	174					
03:00		71	80	151					
03:15		54	110	164					
03:30		66	70	136					
03:45		78	100	178					
04:00		64	94	158					
04:15		68	82	150					
04:30		60	77	137					
04:45		65	86	151					
05:00		58	94	152					
05:15		85	98	183					
05:30		86	94	180					
05:45		83	102	185					
06:00		74	90	164					
06:15		92	83	175					
06:30		94	98	192					
06:45		96	80	176					
07:00		76	64	140					
07:15		53	66	119					
07:30		76	69	145					
07:45		78	55	133					
08:00		68	62	130					
08:15		56	43	99					
08:30		39	45	84					
08:45		62	49	111					
09:00		62	54	116					
09:15		46	51	97					
09:30		52	29	81					
09:45		48	34	82					
10:00		35	36	71					
10:15		29	26	55					
10:30		36	27	63					
10:45		38	36	74					
11:00		40	31	71					
11:15		19	26	45					
11:30		20	24	44					
11:45		22	13	35					
Total		3066	3297	6363					
Percent		48.2%	51.8%						
Peak	-	14:00	17:00	-	-	-	-	-	14:00
Vol.	-	366	388	-	-	-	-	-	723
P.H.F.		0.897	0.951						0.869
Total		5775	5494						11269
Percent		51.2%	48.8%						
ADT		ADT 11,269	AADT 11,269						

Connor Support Services, LLC
1804 View Top Court
Annapolis, MD 21409

Page 1
 Site Code: 5
 Station ID:

Start Time	02-Jun-15		Morning		AM Total	Afternoon - Evening			PM Total	
	Downtown	Hospital La	Hospital La	Downtown		Downtown	Hospital La	Hospital La		Downtown
12:00	4	4	16	16	40	16	20	124	59	219
12:15	1	1	18	8	28	5	17	106	62	190
12:30	1	3	20	8	32	22	26	94	52	194
12:45	0	0	14	11	25	16	22	76	56	170
01:00	1	4	10	8	23	17	24	98	68	207
01:15	0	1	10	4	15	20	24	106	45	195
01:30	0	0	2	5	7	22	33	97	56	208
01:45	4	4	8	5	21	19	30	88	56	193
02:00	1	1	7	8	17	17	30	121	61	229
02:15	0	0	3	2	5	15	26	86	56	183
02:30	0	0	2	2	4	21	21	94	68	204
02:45	1	1	7	7	16	24	38	77	67	206
03:00	1	0	2	3	6	14	36	120	55	225
03:15	0	0	4	6	10	16	32	104	50	202
03:30	0	0	4	5	9	14	20	94	48	176
03:45	5	2	1	2	10	10	29	126	58	223
04:00	0	0	6	4	10	11	24	168	58	261
04:15	3	0	8	8	19	12	28	132	54	226
04:30	0	0	7	10	17	30	36	204	50	320
04:45	4	3	7	12	26	28	39	193	65	325
05:00	3	1	9	18	31	10	24	134	64	232
05:15	6	4	18	22	50	14	31	127	69	241
05:30	4	7	32	26	69	18	27	168	66	279
05:45	10	18	37	37	102	12	18	154	55	239
06:00	10	17	48	42	117	16	24	100	73	213
06:15	22	24	35	45	126	12	18	134	68	232
06:30	24	25	75	69	193	10	8	102	62	182
06:45	47	30	75	78	230	16	11	82	86	195
07:00	26	44	102	62	234	10	15	92	60	177
07:15	38	60	142	86	326	4	8	106	40	158
07:30	60	100	195	96	451	8	13	81	47	149
07:45	64	106	222	106	498	4	8	86	46	144
08:00	60	112	230	92	494	6	14	78	48	146
08:15	58	100	272	104	534	7	6	68	51	132
08:30	62	104	282	125	573	4	10	73	33	120
08:45	80	104	276	106	566	5	7	84	48	144
09:00	50	79	248	108	485	4	12	68	30	114
09:15	44	72	218	110	444	2	8	58	30	98
09:30	18	43	189	76	326	1	4	59	38	102
09:45	18	44	148	64	274	4	9	53	30	96
10:00	28	40	166	70	304	2	6	56	36	100
10:15	26	36	133	56	251	2	6	50	42	100
10:30	12	22	72	58	164	4	6	50	24	84
10:45	18	30	104	51	203	4	4	50	28	86
11:00	14	32	90	42	178	2	8	34	19	63
11:15	14	25	84	44	167	2	1	48	16	67
11:30	18	24	109	52	203	0	2	28	21	51
11:45	10	20	100	66	196	2	5	22	11	40
Total	870	1347	3867	2045	8129	534	868	4553	2385	8340
Percent	10.7%	16.6%	47.6%	25.2%		6.4%	10.4%	54.6%	28.6%	
Grand Total	870	1347	3867	2045	8129	534	868	4553	2385	8340
Percent	10.7%	16.6%	47.6%	25.2%		6.4%	10.4%	54.6%	28.6%	

ADT

ADT 13,478

AADT 13,478

Connor Support Services, LLC
1804 View Top Court
Annapolis, MD 21409

Start Time	02-Jun-15 Tue	RAMP								
12:00 PM		36								
12:15		30								
12:30		44								
12:45		36								
01:00		37								
01:15		37								
01:30		39								
01:45		41								
02:00		34								
02:15		41								
02:30		41								
02:45		46								
03:00		46								
03:15		59								
03:30		77								
03:45		60								
04:00		72								
04:15		58								
04:30		45								
04:45		62								
05:00		41								
05:15		41								
05:30		31								
05:45		29								
06:00		28								
06:15		25								
06:30		27								
06:45		25								
07:00		27								
07:15		28								
07:30		30								
07:45		29								
08:00		24								
08:15		23								
08:30		21								
08:45		17								
09:00		12								
09:15		16								
09:30		10								
09:45		6								
10:00		6								
10:15		10								
10:30		9								
10:45		8								
11:00		11								
11:15		5								
11:30		9								
11:45		5								
Total		1494								
Peak	-	15:15	-	-	-	-	-	-	-	
Vol.	-	268	-	-	-	-	-	-	-	
P.H.F.		0.870								
Total		2073								
Percent										
ADT		ADT 1,827	AADT 1,827							

Connor Support Services, LLC
1804 View Top Court
Annapolis, MD 21409

Start Time	02-Jun-15 Tue	RAMP								
12:00 PM		68								
12:15		73								
12:30		78								
12:45		46								
01:00		52								
01:15		56								
01:30		53								
01:45		63								
02:00		76								
02:15		68								
02:30		59								
02:45		89								
03:00		104								
03:15		94								
03:30		142								
03:45		134								
04:00		127								
04:15		154								
04:30		162								
04:45		99								
05:00		126								
05:15		120								
05:30		124								
05:45		105								
06:00		80								
06:15		86								
06:30		66								
06:45		54								
07:00		64								
07:15		65								
07:30		76								
07:45		72								
08:00		60								
08:15		38								
08:30		38								
08:45		18								
09:00		32								
09:15		25								
09:30		14								
09:45		18								
10:00		18								
10:15		10								
10:30		20								
10:45		22								
11:00		12								
11:15		11								
11:30		61								
11:45		23								
Total		3255								
Peak	-	15:45	-	-	-	-	-	-	-	
Vol.	-	577	-	-	-	-	-	-	-	
P.H.F.		0.890								
Total		4502								
Percent										
ADT		ADT 3,803	AADT 3,803							

Connor Support Services, LLC
1804 View Top Court
Annapolis, MD 21409

Page 2
 Site Code: 3LANES
 Station ID:

Start Time	02-Jun-15 Tue	LANES								
12:00 PM		193								
12:15		271								
12:30		226								
12:45		222								
01:00		248								
01:15		236								
01:30		232								
01:45		257								
02:00		252								
02:15		276								
02:30		302								
02:45		305								
03:00		312								
03:15		281								
03:30		299								
03:45		350								
04:00		367								
04:15		383								
04:30		370								
04:45		386								
05:00		406								
05:15		493								
05:30		476								
05:45		446								
06:00		404								
06:15		363								
06:30		348								
06:45		355								
07:00		333								
07:15		309								
07:30		271								
07:45		216								
08:00		235								
08:15		225								
08:30		218								
08:45		198								
09:00		211								
09:15		234								
09:30		210								
09:45		177								
10:00		212								
10:15		253								
10:30		230								
10:45		184								
11:00		206								
11:15		193								
11:30		138								
11:45		120								
Total		13432								
Peak	-	17:00	-	-	-	-	-	-	-	
Vol.	-	1821	-	-	-	-	-	-	-	
P.H.F.		0.923								
Total		20340								
Percent										
ADT	ADT 19,513	AADT 19,513								

Connor Support Services, LLC
1804 View Top Court
Annapolis, MD 21409

Start Time	02-Jun-15 Tue	RAMP								
12:00 PM		24								
12:15		10								
12:30		23								
12:45		12								
01:00		24								
01:15		15								
01:30		6								
01:45		22								
02:00		12								
02:15		12								
02:30		23								
02:45		18								
03:00		29								
03:15		26								
03:30		31								
03:45		45								
04:00		39								
04:15		38								
04:30		47								
04:45		28								
05:00		18								
05:15		23								
05:30		16								
05:45		21								
06:00		20								
06:15		16								
06:30		13								
06:45		19								
07:00		10								
07:15		11								
07:30		15								
07:45		8								
08:00		4								
08:15		12								
08:30		7								
08:45		6								
09:00		4								
09:15		10								
09:30		4								
09:45		6								
10:00		8								
10:15		8								
10:30		6								
10:45		6								
11:00		5								
11:15		5								
11:30		5								
11:45		2								
Total		772								
Peak	-	15:45	-	-	-	-	-	-	-	
Vol.	-	169	-	-	-	-	-	-	-	
P.H.F.		0.899								
Total		1402								
Percent										
ADT		ADT 1,093	AADT 1,093							

Connor Support Services, LLC
1804 View Top Court
Annapolis, MD 21409

Start Time	02-Jun-15 Tue	RAMP								
12:00 PM		40								
12:15		65								
12:30		59								
12:45		57								
01:00		50								
01:15		42								
01:30		40								
01:45		43								
02:00		58								
02:15		44								
02:30		67								
02:45		54								
03:00		50								
03:15		43								
03:30		42								
03:45		54								
04:00		76								
04:15		124								
04:30		124								
04:45		112								
05:00		53								
05:15		64								
05:30		63								
05:45		64								
06:00		48								
06:15		56								
06:30		44								
06:45		61								
07:00		37								
07:15		27								
07:30		24								
07:45		20								
08:00		33								
08:15		32								
08:30		32								
08:45		20								
09:00		23								
09:15		18								
09:30		20								
09:45		29								
10:00		20								
10:15		21								
10:30		19								
10:45		17								
11:00		13								
11:15		11								
11:30		9								
11:45		10								
Total		2132								
Peak	-	16:00	-	-	-	-	-	-	-	-
Vol.	-	436	-	-	-	-	-	-	-	-
P.H.F.		0.879								
Total		4159								
Percent										
ADT		ADT 3,593	AADT 3,593							

Connor Support Services, LLC
1804 View Top Court
Annapolis, MD 21409

Page 2
 Site Code: 1LANES
 Station ID:

Start Time	02-Jun-15 Tue	LANES								
12:00 PM		124								
12:15		111								
12:30		120								
12:45		126								
01:00		160								
01:15		198								
01:30		165								
01:45		167								
02:00		106								
02:15		128								
02:30		164								
02:45		193								
03:00		158								
03:15		145								
03:30		152								
03:45		147								
04:00		126								
04:15		128								
04:30		127								
04:45		134								
05:00		150								
05:15		114								
05:30		160								
05:45		140								
06:00		133								
06:15		122								
06:30		107								
06:45		110								
07:00		100								
07:15		101								
07:30		74								
07:45		72								
08:00		68								
08:15		44								
08:30		69								
08:45		69								
09:00		74								
09:15		62								
09:30		48								
09:45		62								
10:00		39								
10:15		32								
10:30		49								
10:45		48								
11:00		36								
11:15		32								
11:30		36								
11:45		23								
Total		5053								
Peak	-	13:00	-	-	-	-	-	-	-	-
Vol.	-	690	-	-	-	-	-	-	-	-
P.H.F.		0.871								
Total		10538								
Percent										
ADT		ADT 9,172	AADT 9,172							

